



# *Tallahassee* GARDEN CLUB



## *Annual Caladium Bulb Sale*

**16 Varieties**  
**10 Bulbs for \$12**  
*(includes sales tax)*

*Available for Pick Up - March 30, 2018*  
*(Times to be announced.)*

**Orders accepted January 10, 2018 - February 28, 2018**

# Caladium Varieties

## RED



**Florida Cardinal** - Bright red center, medium green margins, medium height, bushy, sun tolerant.



**Red Flash** - Dark red central veins with many pink spots and dark green margins. Tall, bushy, upright and does not like to be crowded. Full Sun.




**New Festiva** - Dark rose-red blotches with medium green veins, very upright, bushy, with small leaves, medium-tall, full sun.




**New Blaze** - Bronze toned red center with medium rose veins and olive margins, low growing with small leaves, medium short, shade only.

## PINK



**New Florida Elise** - Green with light pink blotches and green veins, very tall and full with upright strong leaves, full sun.



**Carolyn Whorton** - Medium toned pink blotches, red veins, green margins, large upright leaves, tall, sun tolerant.



**New Fannie Munson** - Fuchsia pink blotches with dark rose veins, upright with large thin leaves, tall, shade only.



**Mrs. W.B. Haldeman** - Large dark rose spots with light green mottled margins. Many very upright leaves. Partial Sun.

## WHITE



**New Stardust** - Bright white center with white spots and wide green border, tall with large leaves, full sun.



**Candidum** - White with green netted veins, fine green margins. Shade only.




**Florida Moonlight** - Bright white with pale green veins and a thin green margin. Tall, upright with many large leaves. Partial Sun.



**White Queen** - Creamy white, green netted veins. Dark red central veins. Center can bleed to pink. Tall, large leaves, sun tolerant.

## STRAP LEAF VARIETIES




**Florida Sweetheart** - Rosy pink, deeper rose veins, thin green margins. Compact, short. Full sun.



**New Gingerland** - Creamy white with white veins and many red spots with green margin, slightly upright, even and bushy, medium height, full sun.



**New White Wing** - White speckled center with very pale rose central veins and medium green mottled margins. Strong upright petioles with cascading leaf blades, very full. Full Sun.



**New Dragon Heart** - Deep red center with red veins and green outer margin, bushy with many full leaves, Short. Full Sun

Order forms and varieties information can be found online:

[www.tallahasseegardenclub.com](http://www.tallahasseegardenclub.com)

**Tallahassee Garden Club** Caladium Bulbs (tubers) are grown in Lake Placid Florida, the Caladium Capital of the world. The bulbs offered through Tallahassee Garden Club are #1 size (1½" - 2½") and come to you fresh from the farm in Lake Placid, Florida.

**General Information:** Caladiums are tropical hot weather summer foliage plants in the Araceae family, Aroideae subfamily, genus Caladium. Caladiums perform best in shade. Many varieties are sun tolerant, although they prefer morning sun rather than hot afternoon sun. The leaf is classified as either "Fancy" (large) or "Strap" (narrow). Fancy-leaf Caladium stems are attached within the blade of the leaf while the strap-leaf variety stem is at or near the edge of the leaf. In general, Fancy leaf Caladiums are less sun tolerant, develop faster, are less cold tolerant, are taller and more upright and last shorter periods in the landscape. Strap leaf Caladiums have elongated, narrow shaped leaves, are smaller, shorter, spread more, and are less upright.

**Growing Instructions:** Plant 6-12 inches apart, 3-5 inches deep (cover tubers with 1-2 inches of soil) when soil temperatures reach 70 degrees. Water frequently, keeping soil moist but not saturated. Plants can be fertilized with a soluble fertilizer to promote strong foliage growth. Fertilization is not necessary if planted in well-prepared beds. Bulbs may be planted in borders, in mass or in containers and hanging baskets.

Bulbs (tubers) may be over-wintered by digging up and storing. Dig bulbs before all leaves have lost their color. Dry for a week, and then remove dried foliage and dirt and store in peat moss or vermiculite. Bulbs should be stored where temperatures do not go below 50 degrees.

For additional information, contact

Stephanie Corry 850-566-4975

e-mail: [tgccaladiumsale@gmail.com](mailto:tgccaladiumsale@gmail.com)